

KINDERGARTEN SUMMER WORKBOOK



Name: _____ Class: _____ Date: _____


SUMMER VOCABULARY

Identify the pictures below. Use the word bank below to name each picture.









Word Bank:


| | | | |
|------------|------|-----|----------|
| watermelon | ball | sun | umbrella |
|------------|------|-----|----------|


Name: _____ Class: _____ Date: _____

SUMMER VOCABULARY

Identify the pictures below. Use the word bank below to name each picture.









Word Bank:

strawberry

kite

ice cream

juice

Name: _____ Class: _____ Date: _____

SENTENCE WRITING

Look at the picture below. Write a sentence that tells about the picture.



Name: _____ Class: _____ Date: _____

SENTENCE WRITING

Look at the picture below. Write a sentence that tells about the picture.



Name: _____ Class: _____ Date: _____

SENTENCE WRITING


Look at the picture below. Write a sentence that tells about the picture.



Name: _____ Class: _____ Date: _____

SENTENCE WRITING

Look at the picture below. Write a sentence that tells about the picture.



Name: _____ Class: _____ Date: _____

SENTENCE WRITING

Look at the picture below. Write a sentence that tells about the picture.



Name: _____ Class: _____ Date: _____

SENTENCE WRITING

Look at the picture below. Write a sentence that tells about the picture.



Name: _____ Class: _____ Date: _____

SENTENCE WRITING

Look at the picture below. Write a sentence that tells about the picture.



Name:_____ **Class:**_____ **Date:**_____

SUMMER ACTIVITY

What is your favorite summer activity?

[illegible][illegible]

Name: _____ Class: _____ Date: _____

SUMMER'S BEST THING

What is the best thing about summer?

Handwriting practice lines consisting of solid top and bottom lines with a dashed middle line. There are 10 sets of these lines for writing.



Date: _____

MY ICE CREAM FLAVOR

If you would make an ice cream flavor, what would it be?

A cartoon illustration of a young boy with black hair, glasses, and a blue backpack, waving his right hand towards a yellow ice cream cart. The cart is driven by a man with a mustache wearing a yellow apron, who is holding a single scoop of orange ice cream on a cone. The cart has a large ice cream cone graphic on its side. The background consists of horizontal lines and a large, faint watermark that reads 'LEARN2ALL' with a graduation cap icon above the text.

Name:_____ **Class:**_____ **Date:**_____

MY SPECIAL SUMMER DAY

What would you like to do on a summer day?





[illegible]

Name: _____ Class: _____ Date: _____

SUMMER COUNTING



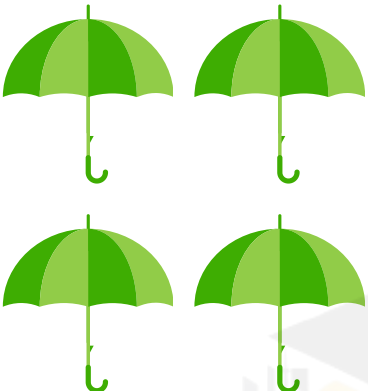




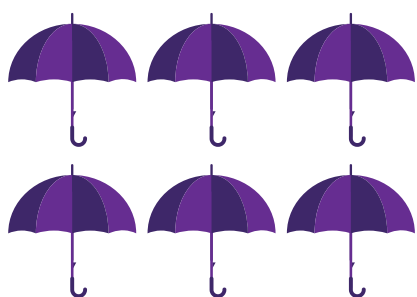
Find and count the following items.



Name: _____ Class: _____ Date: _____

SUMMER COUNTING







Count the umbrella and circle the correct number.

| | | | |
|---|---|--|--|
|  | <div>5</div> <div>6</div> <div>4</div> |  | <div>2</div> <div>1</div> <div>3</div> |
|  | <div>9</div> <div>10</div> <div>8</div> |  | <div>1</div> <div>2</div> <div>3</div> |
|  | <div>6</div> <div>4</div> <div>5</div> |  | <div>5</div> <div>6</div> <div>4</div> |

Name: _____ Class: _____ Date: _____

SUMMER COUNTING



Count the ice cream scoops and circle the correct number.

| | | | |
|---|--|--|--|
|  | <div>1</div> <div>3</div> <div>2</div> |  | <div>3</div> <div>4</div> <div>5</div> |
|  | <div>4</div> <div>2</div> <div>3</div> |  | <div>5</div> <div>7</div> <div>6</div> |
|  | <div>9</div> <div>7</div> <div>8</div> |  | <div>1</div> <div>2</div> <div>3</div> |

Name: _____ Class: _____ Date: _____

SUMMER GRAPH

Find and graph the items listed. Then answer the questions below.



How many of each?



Which item did you find the most of? _____



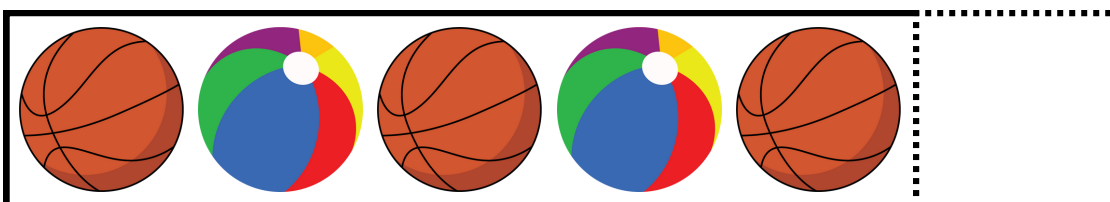

Which item did you find the least of? _____



Name: _____ Class: _____ Date: _____

SUMMER PATTERN


Look at the patterns below. Cut out the images at the bottom. Paste the image that comes next in each pattern.



Name: _____ Class: _____ Date: _____

SUMMER COLORING

Color the picture below.



Name: _____ Class: _____ Date: _____

SUMMER COLORING

Color the picture below.



Name: _____ Class: _____ Date: _____

SUMMER COLORING

Color the picture below.



Name: _____ Class: _____ Date: _____

SUMMER COLORING

Color the picture below.



Name: _____ Class: _____ Date: _____

SUMMER COLORING

Color the picture below.

