

KINDERGARTEN SPRING WORKBOOK





Name: _____ Class: _____ Date: _____

SPRING VOCABULARY

Identify the pictures below. Use the word bank below to name each picture.









Word Bank:


caterpillar	flower	butterfly	leaf
-------------	--------	-----------	------

Name: _____ Class: _____ Date: _____

SPRING VOCABULARY

Identify the pictures below. Use the word bank below to name each picture.









Word Bank:

rain	nest	bee	sun
------	------	-----	-----

Name: _____ Class: _____ Date: _____

SENTENCE WRITING

Look at the picture below. Write a sentence that tells about the picture.



Name: _____ Class: _____ Date: _____

SENTENCE WRITING

Look at the picture below. Write a sentence that tells about the picture.



Name: _____ Class: _____ Date: _____

SENTENCE WRITING

Look at the picture below. Write a sentence that tells about the picture.



Name: _____ Class: _____ Date: _____

SENTENCE WRITING

Look at the picture below. Write a sentence that tells about the picture.



Name: _____ Class: _____ Date: _____

SENTENCE WRITING

Look at the picture below. Write a sentence that tells about the picture.



Name: _____ Class: _____ Date: _____

SENTENCE WRITING

Look at the picture below. Write a sentence that tells about the picture.



Name: _____ Class: _____ Date: _____

SENTENCE WRITING

Look at the picture below. Write a sentence that tells about the picture.



Name:_____

Class: _____

Date: _____

SPRING ACTIVITY

What is your favorite spring activity?

A cartoon illustration of a young girl with brown hair, wearing a pink shirt and shorts, feeding two orange chickens. She is holding a blue bowl of yellow feed. The background is white with faint, repeating text 'LEARN2ALL' and a graduation cap icon. The page is ruled with horizontal lines for writing.

Name: _____ Class: _____ Date: _____

SPRING'S BEST THING

What is the best thing about spring?

Handwriting practice lines for the answer.



Name:_____ **Class:**_____ **Date:**_____

SIGNS OF SPRINGTIME

What are two things that happen during springtime?

[illegible]


Name:_____

Class:_____

Date: _____


MY SPRING GARDEN

If you have a garden, what would you like to plant there?







[illegible]

Name: _____ Class: _____ Date: _____

SPRING COUNTING









Find and count the following items.



Name: _____ Class: _____ Date: _____

SPRING COUNTING







Count the fruits and circle the correct number.

	<div>5</div> <div>6</div> <div>4</div>		<div>2</div> <div>1</div> <div>3</div>
	<div>9</div> <div>10</div> <div>8</div>		<div>1</div> <div>2</div> <div>3</div>
	<div>6</div> <div>4</div> <div>5</div>		<div>5</div> <div>6</div> <div>4</div>

Name: _____ Class: _____ Date: _____

SPRING COUNTING







Count the vegetables and circle the correct number.

	<div>4</div> <div>6</div> <div>5</div>		<div>9</div> <div>10</div> <div>8</div>
	<div>6</div> <div>5</div> <div>4</div>		<div>2</div> <div>3</div> <div>4</div>
	<div>4</div> <div>5</div> <div>6</div>		<div>7</div> <div>8</div> <div>9</div>

Name: _____ Class: _____ Date: _____

SPRING COUNTING



Count the ladybug spots and circle the correct number.

 1 3 2	 3 2 1
 4 6 5	 5 7 6
 9 10 8	 1 2 3

Name: _____ Class: _____ Date: _____

SPRING GRAPH

Find and graph the items listed. Then answer the questions below.



How many of each?









Which item did you find the most of? _____







Which item did you find the least of? _____



Name: _____ Class: _____ Date: _____

SPRING PATTERN

Look at the patterns below. Cut out the images at the bottom. Paste the image that comes next in each pattern.



Name: _____ Class: _____ Date: _____

SPRING COLORING

Color the picture below.



Name: _____ Class: _____ Date: _____

SPRING COLORING

Color the picture below.



Name: _____ Class: _____ Date: _____

SPRING COLORING

Color the picture below.



Name: _____ Class: _____ Date: _____

SPRING COLORING

Color the picture below.



Name: _____ Class: _____ Date: _____

SPRING COLORING

Color the picture below.

