

# KINDERGARTEN AUTUMN WORKBOOK



Name: \_\_\_\_\_ Class: \_\_\_\_\_ Date: \_\_\_\_\_

# AUTUMN VOCABULARY

Identify the pictures below. Use the word bank below to name each picture.



\_\_\_\_\_

\_\_\_\_\_

\_\_\_\_\_



\_\_\_\_\_

\_\_\_\_\_

\_\_\_\_\_



\_\_\_\_\_

\_\_\_\_\_

\_\_\_\_\_



\_\_\_\_\_

\_\_\_\_\_

\_\_\_\_\_

## Word Bank:

acorn	apple	mushroom	leaf
-------	-------	----------	------

Name: \_\_\_\_\_ Class: \_\_\_\_\_ Date: \_\_\_\_\_

# AUTUMN VOCABULARY


Identify the pictures below. Use the word bank below to name each picture.



\_\_\_\_\_

\_\_\_\_\_

\_\_\_\_\_



\_\_\_\_\_

\_\_\_\_\_

\_\_\_\_\_



\_\_\_\_\_

\_\_\_\_\_

\_\_\_\_\_



\_\_\_\_\_

\_\_\_\_\_

\_\_\_\_\_

## Word Bank:

pie	deer	pumpkin	squirrel
-----	------	---------	----------

Name: \_\_\_\_\_ Class: \_\_\_\_\_ Date: \_\_\_\_\_

# SENTENCE WRITING

Look at the picture below. Write a sentence that tells about the picture.



---

---

---

---

---

---

---

---



Name: \_\_\_\_\_ Class: \_\_\_\_\_ Date: \_\_\_\_\_

# SENTENCE WRITING

Look at the picture below. Write a sentence that tells about the picture.



---

---

---

---

---

---

---

---

Name: \_\_\_\_\_ Class: \_\_\_\_\_ Date: \_\_\_\_\_

# SENTENCE WRITING

Look at the picture below. Write a sentence that tells about the picture.



---

---

---

---

---

---

---

---

Name: \_\_\_\_\_ Class: \_\_\_\_\_ Date: \_\_\_\_\_

# SENTENCE WRITING

Look at the picture below. Write a sentence that tells about the picture.



---

---

---

---

---

---


---

---

Name: \_\_\_\_\_ Class: \_\_\_\_\_ Date: \_\_\_\_\_

# SENTENCE WRITING

Look at the picture below. Write a sentence that tells about the picture.



---

---

---

---

---

---

---

---

---

---

Name: \_\_\_\_\_ Class: \_\_\_\_\_ Date: \_\_\_\_\_

# SENTENCE WRITING

Look at the picture below. Write a sentence that tells about the picture.



---

---

---

---

---

---

---

---

Name: \_\_\_\_\_ Class: \_\_\_\_\_ Date: \_\_\_\_\_

# SENTENCE WRITING

Look at the picture below. Write a sentence that tells about the picture.



---

---

---

---

---

---

---

---


**Name:**\_\_\_\_\_

**Class:** \_\_\_\_\_

Date:\_\_\_\_\_

# AUTUMN ACTIVITY

## What is your favorite autumn activity?

[illegible]


**Name:**\_\_\_\_\_

**Class:**\_\_\_\_\_

Date:\_\_\_\_\_

# AUTUMN'S BEST THING

# What is the best thing about autumn?

A cartoon illustration of a boy with brown hair, wearing a blue shirt and grey shorts, standing next to a large green tree with many red apples. He is holding a woven basket filled with red apples. The background is white with faint, repeating horizontal lines.



Name: \_\_\_\_\_ Class: \_\_\_\_\_ Date: \_\_\_\_\_

# MY AUTUMN CRAFT

What autumn craft activity do you love to do?

Handwriting practice lines consisting of solid top and bottom lines with a dashed middle line. There are 10 sets of these lines for writing the answer.



Name: \_\_\_\_\_ Class: \_\_\_\_\_ Date: \_\_\_\_\_

# MY AUTUMN PIE


How do you make a pie?

Handwriting practice lines consisting of solid top and bottom lines with a dotted midline. There are 10 sets of these lines for writing the answer.



Name: \_\_\_\_\_ Class: \_\_\_\_\_ Date: \_\_\_\_\_

# AUTUMN COUNTING




Find and count the following items.



Name: \_\_\_\_\_ Class: \_\_\_\_\_ Date: \_\_\_\_\_

# AUTUMN COUNTING


Count the apples and circle the correct number.



5

6


7



5

3

4



1

2


3



8

7


6



2

4

3



2







3

4

Name: \_\_\_\_\_ Class: \_\_\_\_\_ Date: \_\_\_\_\_

# AUTUMN COUNTING







Count the ants and circle the correct number.

	<div>1</div> <div>2</div> <div>3</div>		<div>3</div> <div>5</div> <div>4</div>
	<div>10</div> <div>9</div> <div>11</div>		<div>7</div> <div>5</div> <div>6</div>
	<div>4</div> <div>5</div> <div>6</div>		<div>2</div> <div>1</div> <div>3</div>

Name: \_\_\_\_\_ Class: \_\_\_\_\_ Date: \_\_\_\_\_

# AUTUMN COUNTING



Count the butterfly dots and circle the correct number.

 <div><div>7</div><div>6</div><div>8</div></div>	 <div><div>3</div><div>4</div><div>5</div></div>
 <div><div>4</div><div>2</div><div>3</div></div>	 <div><div>7</div><div>8</div><div>6</div></div>
 <div><div>6</div><div>5</div><div>4</div></div>	 <div><div>1</div><div>2</div><div>3</div></div>


Name: \_\_\_\_\_ Class: \_\_\_\_\_ Date: \_\_\_\_\_

# AUTUMN GRAPH

Find and graph the items listed. Then answer the questions below.



How many of each?






Which item did you find the most of? \_\_\_\_\_

Which item did you find the least of? \_\_\_\_\_

Name: \_\_\_\_\_ Class: \_\_\_\_\_ Date: \_\_\_\_\_

# AUTUMN PATTERN

Look at the patterns below. Cut out the images at the bottom. Paste the image that comes next in each pattern.





Name: \_\_\_\_\_ Class: \_\_\_\_\_ Date: \_\_\_\_\_

# AUTUMN COLORING


Color the picture below.



Name: \_\_\_\_\_ Class: \_\_\_\_\_ Date: \_\_\_\_\_

# AUTUMN COLORING

Color the picture below.



Name: \_\_\_\_\_ Class: \_\_\_\_\_ Date: \_\_\_\_\_

# AUTUMN COLORING

Color the picture below.



Name: \_\_\_\_\_ Class: \_\_\_\_\_ Date: \_\_\_\_\_

# AUTUMN COLORING

Color the picture below.



Name: \_\_\_\_\_ Class: \_\_\_\_\_ Date: \_\_\_\_\_

# AUTUMN COLORING

Color the picture below.



Name: \_\_\_\_\_ Class: \_\_\_\_\_ Date: \_\_\_\_\_

# AUTUMN COLORING

Color the picture below.

