

KINDERGARTEN WINTER WORKBOOK



Name: _____ Class: _____ Date: _____

WINTER VOCABULARY

Identify the pictures below. Use the word bank below to name each picture.









Word Bank:

sweater	mittens	socks	scarf
---------	---------	-------	-------

Name: _____ Class: _____ Date: _____

WINTER VOCABULARY

Identify the pictures below. Use the word bank below to name each picture.









Word Bank:

snowflakes

beanie

earmuffs

snowman

Name: _____ Class: _____ Date: _____

SENTENCE WRITING

Look at the picture below. Write a sentence that tells about the picture.



Name: _____ Class: _____ Date: _____

SENTENCE WRITING

Look at the picture below. Write a sentence that tells about the picture.



Name: _____ Class: _____ Date: _____

SENTENCE WRITING

Look at the picture below. Write a sentence that tells about the picture.



Name: _____ Class: _____ Date: _____

SENTENCE WRITING


Look at the picture below. Write a sentence that tells about the picture.



Name: _____ Class: _____ Date: _____

SENTENCE WRITING

Look at the picture below. Write a sentence that tells about the picture.



Name: _____ Class: _____ Date: _____

SENTENCE WRITING

Look at the picture below. Write a sentence that tells about the picture.




Name:_____

Class:_____

Date:_____

WINTER ACTIVITY

What is your favorite winter activity?

A cartoon illustration of a young boy with dark skin and curly hair, wearing glasses and a red shirt. He is lying on his stomach on a blue circular rug, reading a large yellow book. To his right is a fireplace with a wooden mantel, and a fire is burning brightly inside the hearth. The background is a simple white wall.

Name: _____ Class: _____ Date: _____

WINTER'S BEST THING

What is the best thing about winter?



Handwriting practice lines for the answer.



Name:_____ **Class:**_____ **Date:**_____

MY WINTER BREAK

What did you do over winter break?



Name:_____

Class:_____

Date:_____

MY HOT CHOCOLATE

How do you make your hot chocolate?

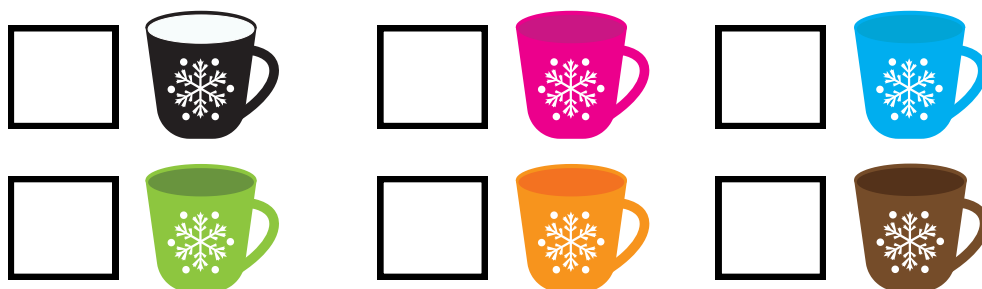


Name: _____ Class: _____ Date: _____

WINTER COUNTING




Find and count the following items.





Name: _____ Class: _____ Date: _____

WINTER GRAPH

Find and graph the items listed. Then answer the questions below.



How many of each?



Which item did you find the most of? _____

Which item did you find the least of? _____



Name: _____ Class: _____ Date: _____

WINTER PATTERN

Look at the patterns below. Cut out the images at the bottom. Paste the image that comes next in each pattern.



Name: _____ Class: _____ Date: _____

WINTER PATTERN




Look at the patterns below. Cut out the images at the bottom. Paste the image that comes next in each pattern.



Name: _____ Class: _____ Date: _____

WINTER PATTERN

Look at the patterns below. Cut out the images at the bottom. Paste the image that comes next in each pattern.



Name: _____ Class: _____ Date: _____

WINTER COLORING


Color the picture below.



Name: _____ Class: _____ Date: _____

WINTER COLORING

Color the picture below.



Name: _____ Class: _____ Date: _____

WINTER COLORING

Color the picture below.



Name: _____ Class: _____ Date: _____

WINTER COLORING

Color the picture below.



Name: _____ Class: _____ Date: _____

WINTER COLORING

Color the picture below.



Name: _____ Class: _____ Date: _____

WINTER COLORING

Color the picture below.

