

# ENGLISH BOOKLET





# Units

Unit 1: Greetings

Unit 2: Numbers

Unit 3: Colors

Unit 4: Shapes

Unit 5: School Supplies

Unit 6: Family Members

Unit 7: Body Parts

Unit 8: Parts of a House

Unit 9: Places in Town

Unit 10: Jobs



# Unit

# 1

# Greetings

**1- Look at the pictures and trace the words.**



Hello



Thank you



Goodbye

**2- Match the pictures with the sentences.**



**Good night.**

**Good afternoon.**


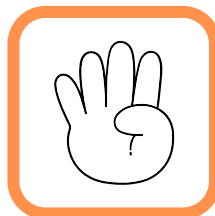
**Good morning.**

# Unit

# 2

# Numbers

1- Match the pictures with the words.



two


three

one


five

four


2- Count the fish in each bowl and write the numbers.




.....




.....




.....



.....



.....



.....




# Unit


# 3

# Colors


1- Look at the pictures and trace the words.




Yellow



Blue



Red



Green




Pink



Brown




Orange




Purple


2- Color the circles and complete the sentences.



You get **green** when you mix ..... and .....



You get **orange** when you mix ..... and .....







You get **purple** when you mix ..... and .....

# Unit

# 4

# Shapes

1- Match the pictures with the words.



square

triangle

circle

rectangle

2- Read and draw.

Nine green squares

Four blue triangles

Five yellow circles

Six red rectangles

# Unit

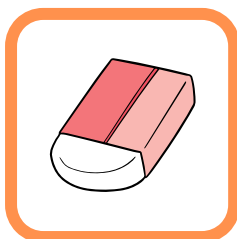
# 5

# School Supplies

**1- Look at the pictures and trace the words.**



Book



Eraser




Ruler



Marker



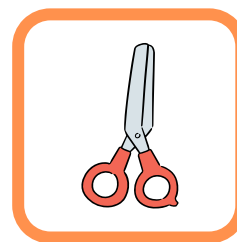
Pencil



Sharpener

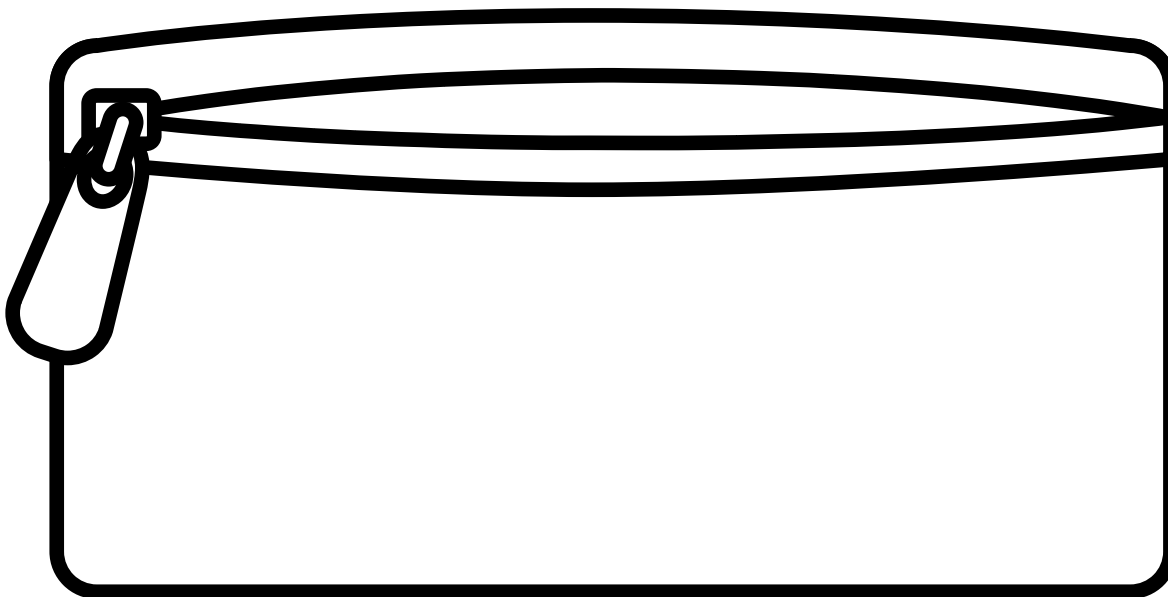


Notebook



Scissors

**2- What's in your pencil case? Draw, point and say.**



# Unit

# 6

# Family Members

**1- Look at the pictures and trace the words.**



Dad



Mom



Grandpa



Grandma



Brother



Sister

**2- Draw your family members. Point and say.**



# Unit

# 7

# Body Parts

1- Look at the pictures and trace the words.



Arm



Leg



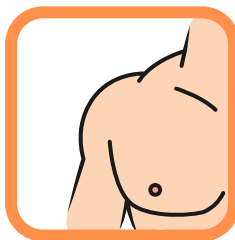
Hand



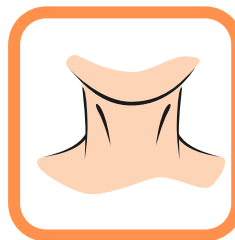
Foot



Finger



Chest



Neck



Head

2- Match the words with the correct parts.

hair

eyebrow

eye

nose

ear

cheek

mouth

teeth



# Unit

# 8

# Parts of A House

**1- Look at the pictures and trace the words.**



Living room



Kitchen



Bedroom

**2- Draw the parts of your house. Point and say.**

**My bedroom**

**Kitchen**

**Bathroom**

**Living room**



# Unit

# 9

# Places in Town

**1- Look at the pictures and trace the words.**



Park



Stadium



Library



School



Hospital



Theater

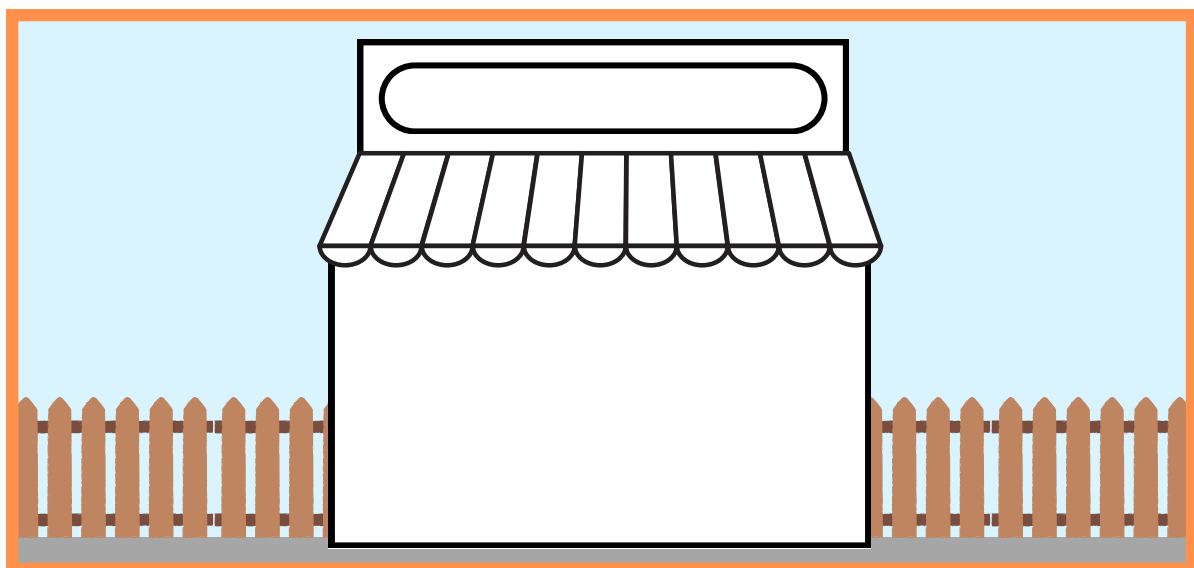


Museum



Bakery

**2- Design a shop for your town and describe it.**



# Unit 10 Jobs

**1- Look at the pictures and trace the words.**



Doctor



Farmer



Astronaut



Teacher



Chef



Musician



Scientist



Artist

**2- What's your dream job? Draw and write.**

I want to be a/an .....