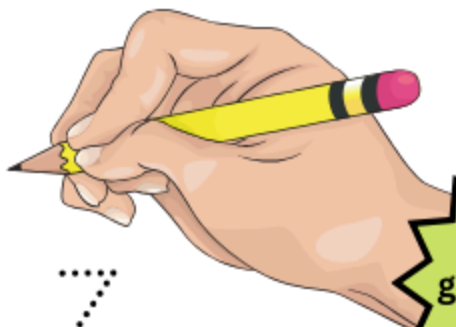


# A to Z

## HANDWRITING PRACTICE

— upper case letters —



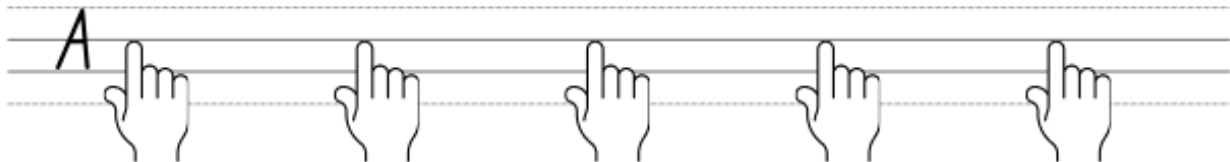
26  
greyscale  
pages

# Worksheet Day 01


Trace:



Write the letter between each finger space:



Write the letter on the lines below. Leave your own finger space gaps between each letter:



# Worksheet Day 02

Trace:



B B B B B B B B B B

B B B B B B B B B B

Write the letter between each finger space:

B



Write the letter on the lines below. Leave your own finger space gaps between each letter:

B

# Worksheet Day 03

Trace:



C

C

C

C

C

C

C

C

C

C

C

C

C

C

C

C

C

C

C

C

C

C

C

C

C

C

Write the letter between each finger space:

C

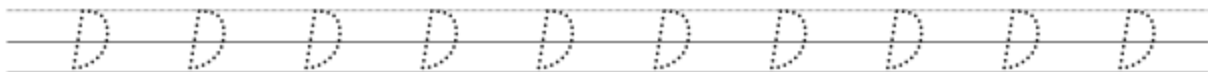


Write the letter on the lines below. Leave your own finger space gaps between each letter:

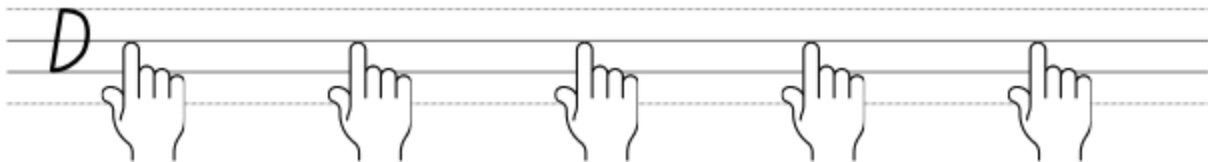
C

# Worksheet Day 04

Trace:



Write the letter between each finger space:



Write the letter on the lines below. Leave your own finger space gaps between each letter:

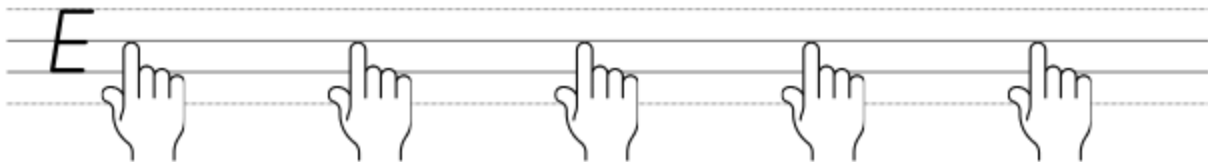


# Worksheet Day 05

Trace:



Write the letter between each finger space:




Write the letter on the lines below. Leave your own finger space gaps between each letter:

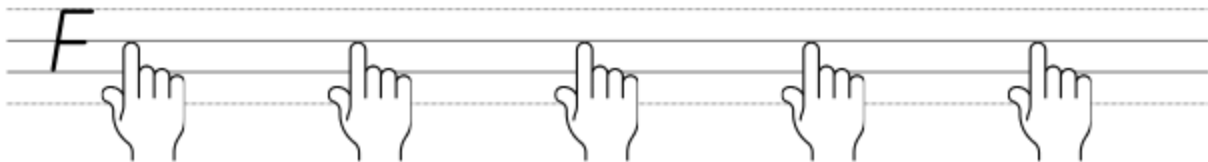


# Worksheet Day 06

Trace:



Write the letter between each finger space:



Write the letter on the lines below. Leave your own finger space gaps between each letter:



# Worksheet Day 07

Trace:



G

G

G

G

G

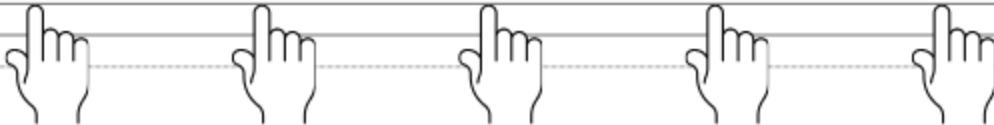
G

G G G G G G G G G G G

G G G G G G G G G G G

Write the letter between each finger space:

G




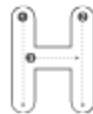
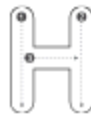
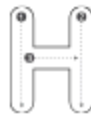
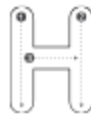
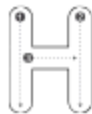
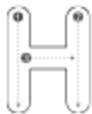
Write the letter on the lines below. Leave your own finger space gaps between each letter:

G

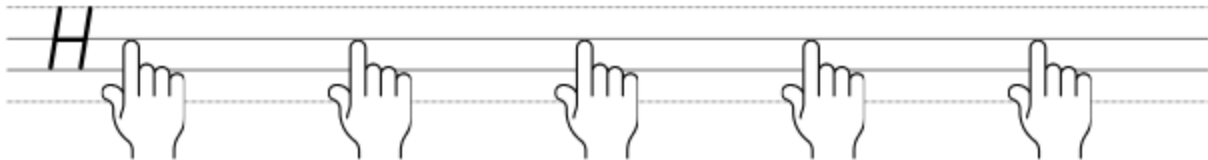


# Worksheet Day 08

Trace:



Write the letter between each finger space:



Write the letter on the lines below. Leave your own finger space gaps between each letter:

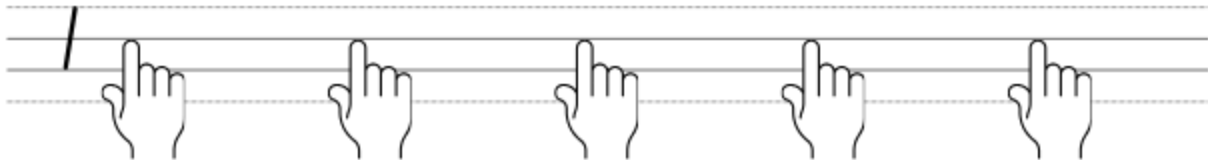


# Worksheet Day 09

Trace:



Write the letter between each finger space:




Write the letter on the lines below. Leave your own finger space gaps between each letter:

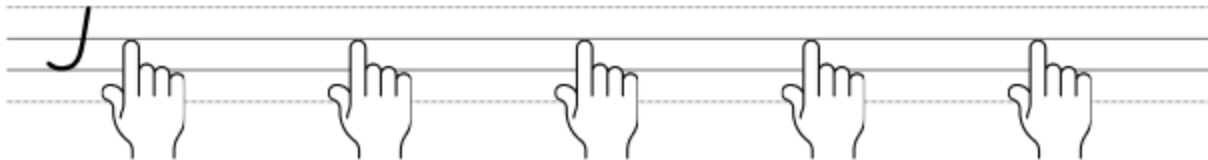


# Worksheet Day 10

Trace:



Write the letter between each finger space:



Write the letter on the lines below. Leave your own finger space gaps between each letter:



# Worksheet Day 11

Trace:



K

K

K

K

K

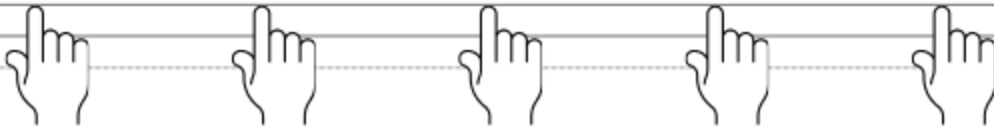
K

K K K K K K K K K

K K K K K K K K K

Write the letter between each finger space:

K



Write the letter on the lines below. Leave your own finger space gaps between each letter:

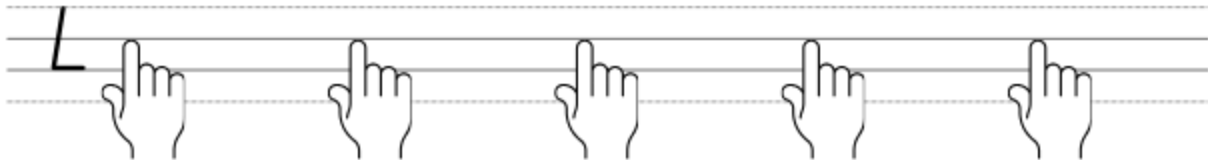
K

# Worksheet Day 12

Trace:



Write the letter between each finger space:




Write the letter on the lines below. Leave your own finger space gaps between each letter:

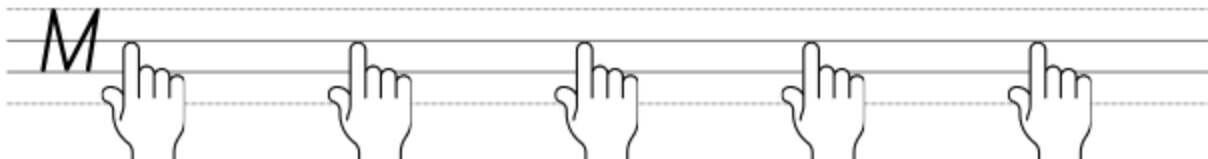


# Worksheet Day 13

Trace:



Write the letter between each finger space:



Write the letter on the lines below. Leave your own finger space gaps between each letter:



# Worksheet Day 14

Trace:



N

N

N

N

N

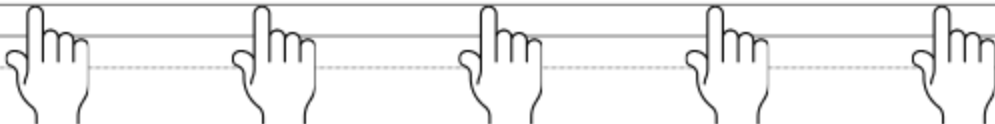
N

N N N N N N N N N N

N N N N N N N N N N

Write the letter between each finger space:

N



Write the letter on the lines below. Leave your own finger space gaps between each letter:

N

# Worksheet Day 15

Trace:



Write the letter between each finger space:



Write the letter on the lines below. Leave your own finger space gaps between each letter:





# Worksheet Day 16

Trace:



P

P

P

P

P

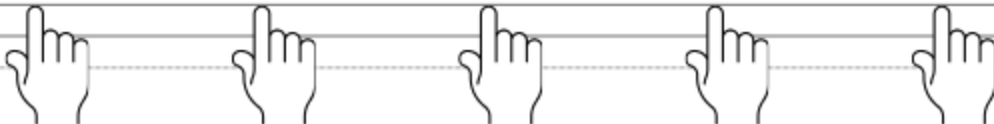
P

P P P P P P P P P P

P P P P P P P P P P

Write the letter between each finger space:

P



Write the letter on the lines below. Leave your own finger space gaps between each letter:

P

# Worksheet Day 17

Trace:



Write the letter between each finger space:



Write the letter on the lines below. Leave your own finger space gaps between each letter:



# Worksheet Day 18

Trace:



R

R

R

R

R

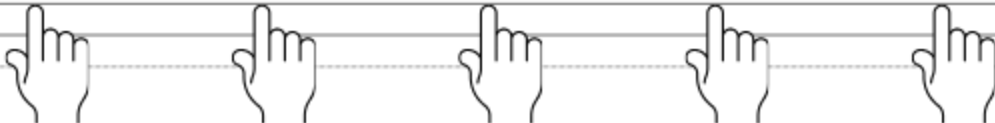
R

R R R R R R R R R R

R R R R R R R R R R

Write the letter between each finger space:

R



Write the letter on the lines below. Leave your own finger space gaps between each letter:

R

# Worksheet Day 19

Trace:



S

S

S

S

S

S

S

S

S

S

S

S

S

S

S

S

S

S

S

S

S

S

S

S

S

S

Write the letter between each finger space:

S

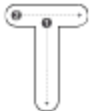


Write the letter on the lines below. Leave your own finger space gaps between each letter:

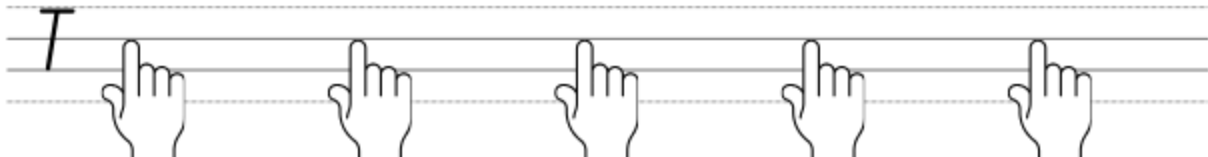
S

# Worksheet Day 20

Trace:



Write the letter between each finger space:

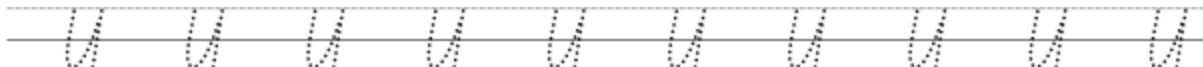


Write the letter on the lines below. Leave your own finger space gaps between each letter:

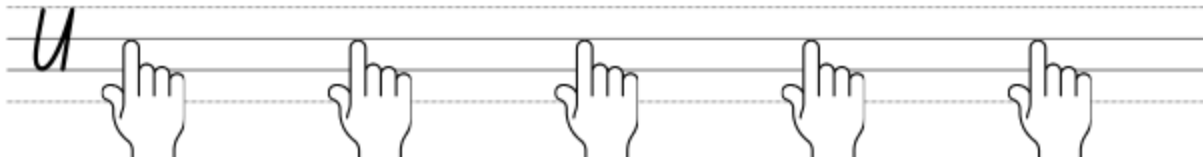


# Worksheet Day 21


Trace:



Write the letter between each finger space:



Write the letter on the lines below. Leave your own finger space gaps between each letter:

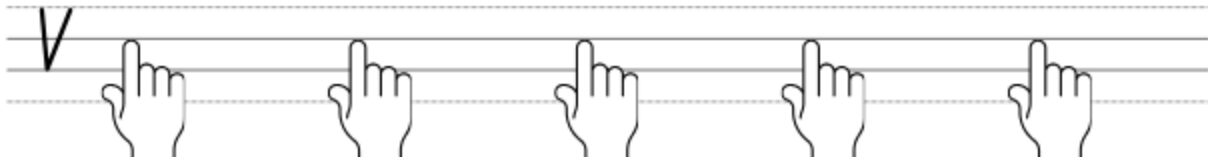


# Worksheet Day 22

Trace:



Write the letter between each finger space:





Write the letter on the lines below. Leave your own finger space gaps between each letter:



# Worksheet Day 23

Trace:



Write the letter between each finger space:



Write the letter on the lines below. Leave your own finger space gaps between each letter:



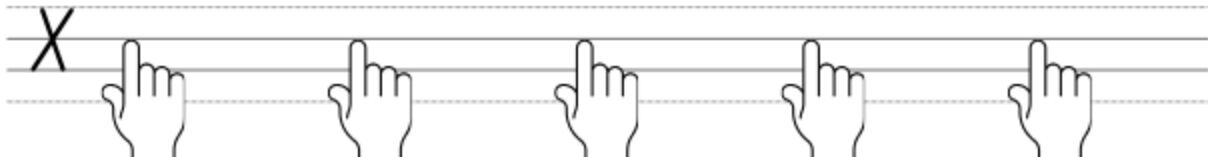


# Worksheet Day 24

Trace:



Write the letter between each finger space:


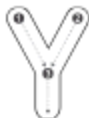
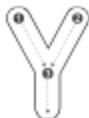


Write the letter on the lines below. Leave your own finger space gaps between each letter:



# Worksheet Day 25

Trace:



Write the letter between each finger space:




Write the letter on the lines below. Leave your own finger space gaps between each letter:

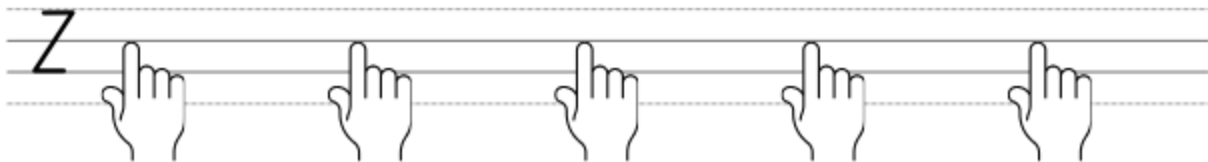


# Worksheet Day 26

Trace:



Write the letter between each finger space:



Write the letter on the lines below. Leave your own finger space gaps between each letter:

